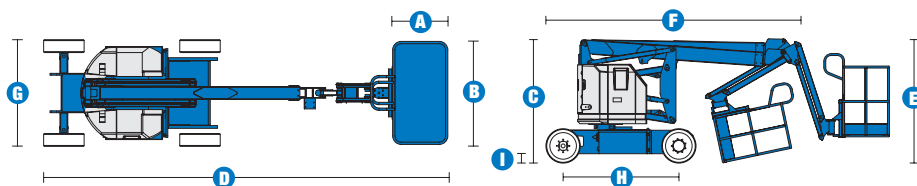
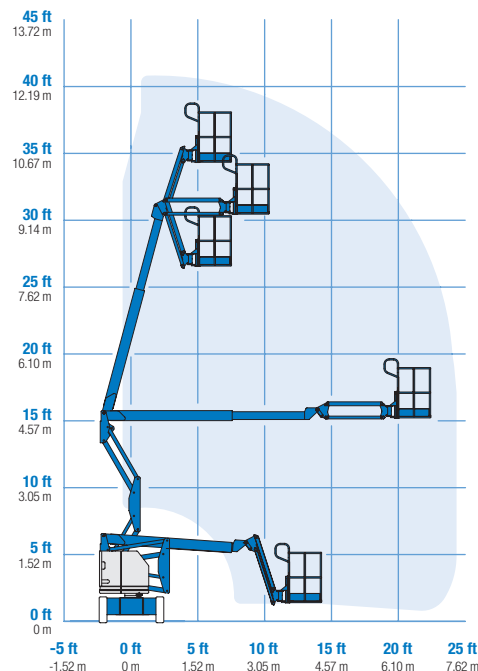


Specifications



RANGE OF MOTION Z™-34/22N



MODEL		Z™-34/22N	
MEASUREMENTS	Metric	US	
Working height maximum*	12.52 m	40 ft 6 in	
Platform height maximum	10.52 m	34 ft 6 in	
Horizontal reach maximum	6.78 m	22 ft 3 in	
Up-and-over clearance maximum	4.65 m	15 ft 3 in	
A Platform length	76 cm	2 ft 6 in	
B Platform width	1.42 m	4 ft 8 in	
C Height - stowed	2 m	6 ft 7 in	
D Length - stowed	5.72 m	18 ft 9 in	
E Storage height	2.26 m	7 ft 5 in	
F Storage length	4.19 m	13 ft 9 in	
G Width	1.47 m	4 ft 10 in	
H Wheelbase	1.88 m	6 ft 2 in	
I Ground clearance - centre	14 cm	5.5 in	

PRODUCTIVITY		
Lift capacity	227 kg	500 lbs
Platform rotation	180°	180°
Vertical jib rotation	139° (+72°/-67°)	139° (+72°/-67°)
Turntable rotation	355° non-continuous	
Turntable tailswing	zero	zero
Drive speed - stowed	6.4 km/h	4.0 mph
Drive speed - raised**	1.1 km/h	0.68 mph
Gradeability***	35%	35%
Turning radius - inside	2.13 m	7 ft
Turning radius - outside	4.10 m	13 ft 5 in
Controls	24 V DC proportional	
Tyres (solid rubber, non-marking, treaded)	56 cm x 18 cm x 45 cm	22 x 7 x 17.75 in

POWER		
Power source	48 V DC (eight- 6 V batteries 315 Ah capacity)	
Auxiliary power unit	24 V DC	24 V DC
Hydraulic tank capacity	15.1 L	4 gal

WEIGHT****		
	5,171 kg	11,400 lbs

STANDARDS COMPLIANCE CE EN280, PB-10-611-03

* The metric equivalent of working height adds 2 m to platform height. U.S. adds 6 ft to platform height.
 ** In lift mode (platform raised), the machine is designed to operate on firm, level surfaces only.
 *** Gradeability applies to driving on slopes. See Operator's Manual for details regarding slope ratings.
 **** Weight will vary depending on options and/or country standards.

Features

EASILY CONFIGURED TO MEET YOUR NEEDS

PLATFORM OPTIONS

- Steel 1.42 m (4 ft 8 in) (standard)
- Steel 1.17 m (3 ft 10 in)

JIB

- 1.22 m (4 ft) jib boom

POWER

- 48 V DC power source

DRIVE

- 2 x 4

TYRES

- Solid rubber non-marking

STANDARD FEATURES

MEASUREMENTS


- 12.52 m (40 ft 6 in) working height
- 6.78 m (22 ft 3 in) horizontal reach
- 4.62 m (15 ft 2 in) up-and-over clearance
- Up to 227 kg (500 lbs) lift capacity

PRODUCTIVITY

- 1.22 m (4 ft) jib boom with 139° working range
- Self-levelling platform
- Hydraulic platform rotation
- Fully proportional controls
- Thumb rocker steer
- Drive enable
- AC power to platform
- Horn
- Hour meter
- Tilt alarm
- Descent alarm
- 355° non-continuous turntable rotation
- Zero tailswing
- Sep-Ex drive system
- Certified load sensor

POWER

- 48 V deep cycle battery pack
- 24 V DC auxiliary power
- Universal 30 A battery smart charger



OPTIONS & ACCESSORIES

PRODUCTIVITY

- Platform swing gate
- Half-mesh platform inserts with swing gate
- Air line to platform
- Aircraft protection package**
- Fire resistant hydraulic oil
- Biodegradable hydraulic oil
- Tool tray
- Fluorescent tube caddy
- Pipe cradle (pair)
- Flashing beacon
- Travel alarm
- Platform work lights
- Lockable platform control box cover

POWER

- Battery charge indicator (BCI)
- Low voltage interrupt with BCI

** Reduces platform load capacity to 200 kg (440 lbs)

Distributed By:

UK

The Maltings
Wharf Road
Grantham NG31 6BH
UK
Tel: +44 (0)1476 584333
Fax: +44 (0)1476 584334

France

10, ZA de la Croix St. Mathieu
28320 Gallardon
France
Tel: +33 (0)2 37 26 09 99
Fax: +33 (0)2 37 26 09 98

Germany

Finienweg 3
28832 Achim/Bremen
Germany
Tel: +49 (0)4202 8852-0
Fax: +49 (0)4202 8852-25

Spain

Gaià 31, Pol. Ind. Plá d'en Coll
08110 Montcada i Reixac
Barcelona
Spain
Tel: +34 93 572 50 90
Fax: +34 93 572 50 91

Scandinavia

Aröds industriväg 34
422 43 Hisings Backa
Sweden
Tel: +46 31 57 51 00
Fax: +46 31 57 51 04

Middle East

Terex Middle East
PO Box 282325, Dubai
U.A.E.
Tel: +971 4 885 8030
Fax: +971 4 885 6364
Email: awp.infome@terex.com

Genie United States

18340 NE 76th Street
P.O. Box 97030
Redmond, WA
USA 98073-9730
Tel: +1 425 881-1800
Fax: +1 425 883-3475

Email: AWP-InfoEurope@terex.com